



1111 Franklin Street
Oakland, California 94607-5200
Phone: (510) 987-9074
Fax: (510) 987-9086
<http://www.ucop.edu>

August 23, 2010

THE REGENTS OF THE UNIVERSITY OF CALIFORNIA

Recently the Center for World-Class Universities of Shanghai Jiao Tong University released its Academic Ranking of World Universities 2010. Enclosed for your information are their press release and a list of their rankings of the top 500 universities in the world. Please note that the Center bases its rankings on an institution's scientific research and does not include the humanities as part of its survey.

I proudly draw your attention to the fact that nine of our campuses are among the top 150, with four campuses ranked in the top 20. If you are interested in reading more about the Institute's study or in viewing their breakdowns of the top American, European, and Asian/Pacific universities, I encourage you to go to their Web site at www.arwu.org.

With best wishes, I am,

Sincerely yours,

Mark G. Yudof
President

Enclosures

cc: Chancellors

2010 AUG 31 A 10: 15
CHANCELLOR'S OFFICE

ARWU 2010 Press Release

Sunday, August 15, 2010

Shanghai, People's Republic of China

The 2010 Academic Ranking of World Universities (ARWU) is released today by the Center for World-Class Universities of Shanghai Jiao Tong University. Starting from 2003, ARWU has been presenting the world top 500 universities annually based on a set of objective indicators and third-party data. ARWU has been recognized as the precursor of global university rankings and one of the most influential lists.

US still dominates 2010 list with 8 universities in the top 10 and 54 universities in the top 100. Harvard University remains the No. 1 in the world for the eighth year, followed by Berkeley and Stanford. MIT, Caltech, Princeton, Columbia, Chicago also appear in top 10 as in 2009.

The best ranked UK universities are Cambridge (5th) and Oxford (10th), other well placed European universities include: ETH Zurich (23rd) and University of Zurich (51st) in Switzerland, Paris 6 (39th) and Paris 11 (45th) in France, Copenhagen (40th) and Aarhus (98th) in Denmark, Karolinska (42nd) and Uppsala (66th) in Sweden, Utrecht (50th) and Leiden (70th) in Netherlands, Munich (52nd) and TU Munich (56th) in Germany, Helsinki (72nd) in Finland, Moscow (74th) in Russia, Oslo (75th) in Norway, and Ghent (90th) in Belgium.

106 universities from Asia-Pacific region are ranked among top 500 in 2010, among them the leaders are: Tokyo (20th) and Kyoto (24th) in Japan, ANU (59th) and Melbourne (62nd) in Australia, and Hebrew University of Jerusalem (72nd) in Israel. While the ranking methodology has been kept the same, the number of top 500 Chinese universities reaches 34 in 2010, which is more than doubled of that in 2004 (16), with National Taiwan University, Peking, Tsinghua, and Chinese University of Hong Kong ranked among top 200. Universities in Middle East countries are making significant progress, King Saud University and King Fahd University of Petroleum & Minerals of Saudi Arabia first enters into top 400 and top 500 respectively, Istanbul University in Turkey and University of Teheran in Iran are very close to top 400.

Besides the overall ranking, the 2010 Academic Ranking of World Universities by Broad Subject Fields (ARWU-FIELD) and 2010 Academic Ranking of World Universities by Subject Field (ARWU-SUBJECT) are also published. These rankings list the world top 100 universities in five broad subject fields and in five selected subject fields, where the top 3 universities are:

- Natural Sciences and Mathematics – Harvard, Berkeley and Cambridge
- Engineering/Technology and Computer Sciences – MIT, Stanford and Berkeley
- Life and Agriculture Sciences – Harvard, UC San Francisco and MIT
- Clinical Medicine and Pharmacy – Harvard, UC San Francisco and John Hopkins
- Social Sciences – Harvard, Chicago and Stanford
- Mathematics – Princeton, Berkeley and Harvard
- Physics – Harvard, MIT and Caltech
- Chemistry – Berkeley, Harvard and Cambridge
- Computer Science – Stanford, MIT and Berkeley
- Economics / Business – Harvard, Chicago and MIT

The complete lists and detailed methodology can be found at the Academic Ranking of World Universities website at <http://www.arwu.org/>.












Center for World-Class Universities of Shanghai Jiao Tong University (CWCU): CWCU has been focusing on the study of world-class universities for many years, published the first Chinese-language book titled world-class universities and co-published the first English book titled world-class universities with European Centre for Higher Education of UNESCO. CWCU initiated the "First International Conference on World-Class Universities" (WCU-1) in 2005 and organizes the conference every second year, which attracts a large number of participants from all major countries. CWCU endeavors to build databases of major research universities in the world and clearinghouse of literature on world-class universities, and provide consultation for governments and universities.



















Contact: Dr. Ying CHENG CHENGranking@sjtu.edu.cn
























Academic Ranking of World Universities - 2010













Methodology | Statistics | Analysis

Top 100 | 101-200 | 201-300 | 301-400 | 401-500

World Rank	Institution*	Region	Regional Rank	Country	National Rank	Score on Alumni	Score on Award	Score on HiCi	Score on N&S	Score on PUB	Score on PCP	Total Score
1	Harvard University	Americas	1		1	100.0	100.0	100.0	100.0	100.0	69.2	100.0
2	University of California, Berkeley	Americas	2		2	67.6	79.3	69.0	70.9	70.6	54.2	72.4
3	Stanford University	Americas	3		3	40.2	78.4	87.6	68.4	69.7	50.1	72.1
4	Massachusetts Institute of Technology (MIT)	Americas	4		4	70.5	80.3	66.8	70.1	61.4	64.5	71.4
5	University of Cambridge	Europe	1		1	88.5	92.6	53.9	54.3	65.7	53.1	69.6
6	California Institute of Technology	Americas	5		5	50.3	68.8	56.7	64.8	46.9	100.0	64.4
7	Princeton University	Americas	6		6	56.4	84.8	61.1	43.3	44.3	65.5	60.8
8	Columbia University	Americas	7		7	70.7	67.4	56.2	47.6	69.9	32.1	60.4
9	University of Chicago	Americas	8		8	65.5	83.9	50.9	39.8	50.5	40.0	57.3
10	University of Oxford	Europe	2		2	56.2	57.6	48.8	49.8	68.5	41.1	56.4
11	Yale University	Americas	9		9	48.6	44.9	58.5	56.3	62.0	37.0	54.6

29	<u>University Washington</u>	<u>Americas</u>	22		21	18.5	18.9	48.3	35.9	59.7	28.4	38.4
30	<u>University in St. Louis</u>	<u>Americas</u>	23		22	21.3	25.9	38.8	41.0	54.8	26.7	38.1
31	<u>New York University</u>	<u>Americas</u>	24		23	32.4	24.4	40.7	36.2	54.4	22.4	37.8
32	<u>University of California, Santa Barbara</u>	<u>Americas</u>	25		24	14.1	30.7	38.8	41.7	44.7	33.5	37.1
32	<u>Colorado at Boulder</u>	<u>Americas</u>	25		25	16.0	35.1	42.0	33.3	42.6	37.3	37.1
34	<u>Rockefeller University</u>	<u>Americas</u>	27		26	19.2	58.4	28.8	42.3	21.0	35.6	36.7
35	<u>Duke University</u>	<u>Americas</u>	28		27	17.7	0.0	45.8	42.2	62.0	24.4	35.3
36	<u>University of British Columbia</u>	<u>Americas</u>	29		2	17.7	18.9	32.2	30.8	65.7	23.7	34.7
36	<u>University of Maryland, College Park</u>	<u>Americas</u>	29		28	22.0	19.9	41.4	29.0	53.6	26.2	34.7
38	<u>The University of Texas at Austin</u>	<u>Americas</u>	31		29	18.5	16.6	46.1	28.4	54.4	24.7	34.5
39	<u>Pierre and Marie Curie University - Paris 6</u>	<u>Europe</u>	6		1	34.8	23.5	24.9	28.8	59.9	21.9	34.2
40	<u>University of Copenhagen</u>	<u>Europe</u>	7		1	26.1	24.1	26.0	26.0	56.4	32.3	33.4
41	<u>University of North Carolina at Chapel Hill</u>	<u>Americas</u>	32		30	10.7	16.2	39.4	27.7	60.6	23.9	33.3
42	<u>Karolinska Institute</u>	<u>Europe</u>	8		1	26.1	27.2	31.4	20.5	49.9	38.1	33.2
43	<u>Pennsylvania State University - University Park</u>	<u>Americas</u>	33		31	11.9	0.0	46.6	37.4	56.1	23.2	32.6
44	<u>The University of Manchester</u>	<u>Europe</u>	9		5	23.2	18.9	27.9	28.0	59.1	23.1	32.4
45	<u>University of Paris Sud (Paris 11)</u>	<u>Europe</u>	10		2	31.7	46.0	12.5	20.8	49.9	23.6	32.3
46	<u>University of California, Davis</u>	<u>Americas</u>	34		32	0.0	29.3	36.7	26.3	49.3	26.9	32.0

66	<u>Bristol</u>	<u>Europe</u>	18		8	9.2	17.8	28.8	29.1	47.3	25.1	28.9
66	<u>Uppsala University</u>	<u>Europe</u>	18		2	22.0	32.1	14.4	19.9	49.5	26.6	28.9
68	<u>University of Florida</u>	<u>Americas</u>	45		42	19.2	0.0	36.7	20.6	63.9	17.5	28.8
69	<u>Purdue University - West Lafayette</u>	<u>Americas</u>	46		43	16.0	16.6	29.7	22.4	51.8	20.6	28.6
70	<u>Leiden University</u>	<u>Europe</u>	20		2	21.3	15.4	27.9	19.9	47.8	32.4	28.4
71	<u>Ecole Normale Supérieure - Paris</u>	<u>Europe</u>	21		3	50.8	24.4	12.5	18.7	27.9	56.7	28.3
72	<u>The Hebrew University of Jerusalem</u>	<u>Asia/Pacific</u>	5		1	31.5	19.9	24.9	20.8	41.6	26.5	28.1
72	<u>University of Helsinki</u>	<u>Europe</u>	22		1	16.0	17.8	22.8	20.6	52.7	28.2	28.1
74	<u>Moscow State University</u>	<u>Europe</u>	23		1	46.8	34.1	0.0	9.6	52.4	31.2	27.9
75	<u>Osaka University</u>	<u>Asia/Pacific</u>	6		3	10.7	0.0	26.9	27.9	60.2	27.8	27.7
75	<u>University of Oslo</u>	<u>Europe</u>	24		1	22.0	33.3	17.6	13.5	46.6	24.3	27.7
77	<u>Boston University</u>	<u>Americas</u>	47		44	13.1	11.5	29.7	24.7	50.0	19.3	27.3
78	<u>University of Arizona</u>	<u>Americas</u>	48		45	0.0	0.0	29.7	37.5	52.1	21.6	26.8
79	<u>Stockholm University</u>	<u>Europe</u>	25		3	25.0	29.5	16.1	20.4	37.5	24.2	26.4
79	<u>Nagoya University</u>	<u>Asia/Pacific</u>	7		4	24.4	14.1	16.1	24.3	48.1	26.1	26.4
81	<u>Arizona State University - Tempe</u>	<u>Americas</u>	49		46	0.0	19.9	24.9	26.9	44.3	21.1	26.1
82	<u>University of Rochester</u>	<u>Americas</u>	50		47	0.0	11.5	30.5	27.0	46.6	19.2	25.8
82	<u>University of Utah</u>	<u>Americas</u>	50		47	28.2	8.9	26.9	20.6	43.3	21.9	25.8
84	<u>Tohoku University</u>	<u>Asia/Pacific</u>	8		5	16.0	0.0	21.6	20.8	60.3	27.4	25.7
84	<u>University of Nottingham</u>	<u>Europe</u>	26		9	13.1	19.9	23.9	16.1	47.6	20.9	25.7
86	<u>Michigan State University</u>	<u>Americas</u>	52		49	10.7	0.0	37.4	19.1	52.4	18.7	25.5
86	<u>University of Basel</u>	<u>Europe</u>	27		3	22.0	17.0	22.8	19.4	36.2	34.5	25.5
88	<u>McMaster</u>	<u>Americas</u>	53		4	14.1	18.9	22.8	14.8	47.3	22.8	25.2

	University												
88	<u>The University of Sheffield</u>	<u>Europe</u>	28		10	19.9	14.1	21.0	21.3	44.3	22.6	25.2	
90	<u>Ghent University</u>	<u>Europe</u>	29		1	7.5	15.4	17.6	15.1	54.4	30.4	25.1	
90	<u>Indiana University Bloomington</u>	<u>Americas</u>	54		50	11.9	22.7	24.9	18.5	39.9	19.6	25.1	
92	<u>University of Sydney</u>	<u>Asia/Pacific</u>	9		3	16.9	0.0	20.4	18.4	61.4	25.1	25.0	
93	<u>University of Bonn</u>	<u>Europe</u>	30		4	32.9	19.9	14.4	17.2	40.7	24.3	24.9	
93	<u>University of Goettingen</u>	<u>Europe</u>	30		4	16.9	19.9	14.4	23.3	42.5	24.3	24.9	
95	<u>Texas A&M University - College Station</u>	<u>Americas</u>	55		51	0.0	0.0	34.5	21.0	54.0	21.0	24.8	
96	<u>University of Virginia</u>	<u>Americas</u>	56		52	0.0	0.0	34.5	26.8	47.5	19.5	24.5	
97	<u>Case Western Reserve University</u>	<u>Americas</u>	57		53	34.5	11.5	21.6	14.3	41.9	22.7	24.3	
98	<u>University of Aarhus</u>	<u>Europe</u>	32		2	13.1	18.9	7.2	23.5	48.4	25.4	24.2	
99	<u>Rice University</u>	<u>Americas</u>	58		54	18.5	21.8	21.6	18.8	30.2	29.6	24.0	
99	<u>University of Birmingham</u>	<u>Europe</u>	33		11	21.3	10.9	21.6	16.2	46.4	20.7	24.0	

* Institutions within the same rank range are listed alphabetically.














[Top 100](#) | [101-200](#) | [201-300](#) | [301-400](#) | [401-500](#)

















[Contact Us](#) | [SiteMap](#) | [Privacy Statement](#)
















Copyright © 2010 ShanghaiRanking Consultancy. All Rights Reserved.

















Academic Ranking of World Universities - 2010















Methodology | Statistics | Analysis
















World Rank	Institution*	Region	Regional Rank	Country	National Rank	Score on Alumni	Score on Award	Score on HiCi	Score on N&S	Score on PUB	Score on PCP
101-150	<u>Baylor College of Medicine</u>	<u>Americas</u>	59-76		55-69	0.0	0.0	19.0	32.1	41.0	20.0
101-150	<u>Catholic University of Leuven</u>	<u>Europe</u>	34-56		2-4	0.0	0.0	21.6	15.0	53.8	25.5
101-150	<u>Catholic University of Louvain</u>	<u>Europe</u>	34-56		2-4	11.9	13.6	17.6	13.8	41.9	28.3
101-150	<u>Emory University</u>	<u>Americas</u>	59-76		55-69	0.0	0.0	30.5	24.1	50.5	18.1
101-150	<u>Georgia Institute of Technology</u>	<u>Americas</u>	59-76		55-69	14.1	0.0	26.0	23.8	45.2	27.1
101-150	<u>Lund University</u>	<u>Europe</u>	34-56		4	25.0	0.0	24.9	17.0	50.1	21.8
101-150	<u>Mayo Medical School</u>	<u>Americas</u>	59-76		55-69	0.0	0.0	24.9	16.1	48.0	24.7
101-150	<u>National Taiwan University</u>	<u>Asia/Pacific</u>	10-18		1	13.1	0.0	16.1	11.6	59.6	19.7
101-150	<u>National University of Singapore</u>	<u>Asia/Pacific</u>	10-18		1	0.0	0.0	10.2	14.6	59.1	27.0
101-150	<u>North Carolina State University - Raleigh</u>	<u>Americas</u>	59-76		55-69	0.0	0.0	27.9	15.9	42.9	19.2
101-150	<u>Oregon State University</u>	<u>Americas</u>	59-76		55-69	13.1	0.0	26.9	24.7	36.5	23.8
101-150	<u>Seoul National University</u>	<u>Asia/Pacific</u>	10-18		1	0.0	0.0	7.2	13.1	66.5	20.3
101-150	<u>Swiss Federal Institute of Technology of Lausanne</u>	<u>Europe</u>	34-56		4-5	0.0	0.0	23.9	20.1	40.4	34.0












World Rank	Institution*	Region	Regional Rank	Country	National Rank	Score on Alumni	Score on Award	Score on HiCi	Score on N&S	Score on PUB	Score on PCP
101-150	<u>Technion-Israel Institute of Technology</u>	<u>Asia/Pacific</u>	10-18		2-4	16.0	23.0	16.1	14.0	36.9	21.7
101-150	<u>Tel Aviv University</u>	<u>Asia/Pacific</u>	10-18		2-4	0.0	0.0	23.9	15.9	50.9	25.5
101-150	<u>The University of Georgia</u>	<u>Americas</u>	59-76		55-69	0.0	0.0	26.9	19.8	44.2	18.5
101-150	<u>The University of Queensland</u>	<u>Asia/Pacific</u>	10-18		4-5	14.1	0.0	12.5	24.0	57.3	25.9
101-150	<u>The University of Western Australia</u>	<u>Asia/Pacific</u>	10-18		4-5	15.1	14.1	21.6	13.1	42.6	26.4
101-150	<u>Tokyo Institute of Technology</u>	<u>Asia/Pacific</u>	10-18		6	14.1	0.0	21.6	22.8	44.4	29.5
101-150	<u>Tufts University</u>	<u>Americas</u>	59-76		55-69	16.0	16.6	22.8	13.0	37.4	25.9
101-150	<u>University Libre Bruxelles</u>	<u>Europe</u>	34-56		2-4	18.5	18.9	12.5	13.1	32.0	25.6
101-150	<u>University of Alberta</u>	<u>Americas</u>	59-76		5-6	13.1	0.0	20.4	21.3	56.9	21.8
101-150	<u>University of Amsterdam</u>	<u>Europe</u>	34-56		3-6	7.5	0.0	19.0	20.9	51.9	26.3
101-150	<u>University of California, Riverside</u>	<u>Americas</u>	59-76		55-69	14.1	0.0	27.9	26.6	34.4	27.9
101-150	<u>University of California, Santa Cruz</u>	<u>Americas</u>	59-76		55-69	0.0	0.0	27.9	32.0	30.8	31.7
101-150	<u>University of Frankfurt</u>	<u>Europe</u>	34-56		6-10	34.1	8.9	19.0	16.6	39.6	23.4
101-150	<u>University of Freiburg</u>	<u>Europe</u>	34-56		6-10	21.3	20.9	16.1	18.0	37.4	22.5
101-150	<u>University of Geneva</u>	<u>Europe</u>	34-56		4-5	25.0	0.0	20.4	24.9	37.2	24.5
101-150	<u>University of</u>	<u>Europe</u>	34-56		3-6	0.0	19.9	17.6	16.3	46.2	26.7

World Rank	Institution*	Region	Regional Rank	Country	National Rank	Score on Alumni	Score on Award	Score on HiCi	Score on N&S	Score on PUB	Score on PCP
	<u>Groningen</u>										
101-150	<u>University of Hawaii at Manoa</u>	<u>Americas</u>	59-76		55-69	0.0	0.0	26.0	27.9	37.6	18.8
101-150	<u>University of Iowa</u>	<u>Americas</u>	59-76		55-69	0.0	0.0	33.0	23.6	46.7	19.2
101-150	<u>University of Leeds</u>	<u>Europe</u>	34-56		12-14	19.2	0.0	14.4	22.8	44.0	19.3
101-150	<u>University of Liverpool</u>	<u>Europe</u>	34-56		12-14	19.9	15.4	12.5	17.6	40.3	20.1
101-150	<u>University of Massachusetts Amherst</u>	<u>Americas</u>	59-76		55-69	15.1	0.0	33.0	17.5	36.0	22.3
101-150	<u>University of Massachusetts Medical School - Worcester</u>	<u>Americas</u>	59-76		55-69	0.0	19.9	14.4	26.7	28.2	21.2
101-150	<u>University of Miami</u>	<u>Americas</u>	59-76		55-69	0.0	0.0	23.9	20.7	43.2	16.2
101-150	<u>University of Milan</u>	<u>Europe</u>	34-56		1-3	19.2	0.0	19.0	13.2	48.6	19.4
101-150	<u>University of Montreal</u>	<u>Americas</u>	59-76		5-6	13.1	0.0	14.4	18.0	53.4	20.8
101-150	<u>University of Muenster</u>	<u>Europe</u>	34-56		6-10	21.3	15.4	12.5	15.0	35.8	20.2
101-150	<u>University of Paris Diderot (Paris 7)</u>	<u>Europe</u>	34-56		4-5	15.5	13.8	14.4	21.9	42.0	16.5
101-150	<u>University of Pisa</u>	<u>Europe</u>	34-56		1-3	16.0	23.5	16.1	4.1	38.9	18.5
101-150	<u>University of Roma - La Sapienza</u>	<u>Europe</u>	34-56		1-3	14.1	15.4	10.2	13.7	50.6	14.0
101-150	<u>University of Sao Paulo</u>	<u>Americas</u>	59-76		1	0.0	0.0	10.2	13.3	76.3	15.4
101-150	<u>University of Strasbourg</u>	<u>Europe</u>	34-56		4-5	25.0	22.4	17.6	15.9	36.6	19.3
101-			34-56		12-14	0.0	22.7	19.0	15.7	27.1	25.2

World Rank	Institution*	Region	Regional Rank	Country	National Rank	Score on Alumni	Score on Award	Score on HiCi	Score on N&S	Score on PUB	Score on PCP
150	<u>University of Sussex</u>	<u>Europe</u>									
101-150	<u>University of Tuebingen</u>	<u>Europe</u>	34-56		6-10	25.0	0.0	14.4	17.4	42.0	22.2
101-150	<u>University of Wageningen</u>	<u>Europe</u>	34-56		3-6	0.0	0.0	28.8	14.3	39.3	30.3
101-150	<u>University of Wuerzburg</u>	<u>Europe</u>	34-56		6-10	21.3	8.9	23.3	13.7	35.0	20.8
101-150	<u>VU University Amsterdam</u>	<u>Europe</u>	34-56		3-6	0.0	0.0	23.9	13.4	51.8	28.2
101-150	<u>Weizmann Institute of Science</u>	<u>Asia/Pacific</u>	10-18		2-4	14.1	16.2	23.9	28.0	29.4	22.2
151-200	<u>Cardiff University</u>	<u>Europe</u>	57-74		15-19	0.0	16.2	7.2	20.3	42.2	17.5
151-200	<u>Colorado State University</u>	<u>Americas</u>	77-100		70-89	0.0	0.0	27.9	13.8	37.1	20.4
151-200	<u>Dartmouth College</u>	<u>Americas</u>	77-100		70-89	20.6	0.0	22.8	18.1	30.7	22.6
151-200	<u>Delft University of Technology</u>	<u>Europe</u>	57-74		7-9	13.1	0.0	7.2	21.5	40.3	21.5
151-200	<u>Erasmus University</u>	<u>Europe</u>	57-74		7-9	0.0	15.4	21.6	5.2	33.5	25.6
151-200	<u>Florida State University</u>	<u>Americas</u>	77-100		70-89	0.0	0.0	20.4	18.4	39.5	19.0
151-200	<u>George Mason University</u>	<u>Americas</u>	77-100		70-89	0.0	32.1	10.2	7.1	28.5	17.8
151-200	<u>Hokkaido University</u>	<u>Asia/Pacific</u>	19-26		7-9	0.0	0.0	16.1	16.1	47.7	20.3
151-200	<u>Iowa State University</u>	<u>Americas</u>	77-100		70-89	0.0	0.0	22.8	13.7	42.9	20.2
151-200	<u>Joseph Fourier University (Grenoble 1)</u>	<u>Europe</u>	57-74		6-7	0.0	15.4	10.2	19.8	37.9	17.3

World Rank	Institution*	Region	Regional Rank	Country	National Rank	Score on Alumni	Score on Award	Score on HiCi	Score on N&S	Score on PUB	Score on PCP
151-200	<u>Kyushu University</u>	<u>Asia/Pacific</u>	19-26		7-9	0.0	0.0	14.4	17.6	49.7	20.7
151-200	<u>Louisiana State University - Baton Rouge</u>	<u>Americas</u>	77-100		70-89	0.0	0.0	19.0	16.0	38.0	15.3
151-200	<u>Monash University</u>	<u>Asia/Pacific</u>	19-26		6-7	0.0	0.0	10.2	16.2	52.4	20.7
151-200	<u>Mount Sinai School of Medicine</u>	<u>Americas</u>	77-100		70-89	0.0	0.0	19.0	19.3	35.4	17.8
151-200	<u>National Autonomous University of Mexico</u>	<u>Americas</u>	77-100		1	14.1	0.0	7.2	12.7	50.6	23.4
151-200	<u>Oregon Health and Science University</u>	<u>Americas</u>	77-100		70-89	0.0	0.0	19.0	19.7	35.4	20.6
151-200	<u>Peking University</u>	<u>Asia/Pacific</u>	19-26		1-2	0.0	0.0	0.0	13.5	59.0	17.1
151-200	<u>Radboud University Nijmegen</u>	<u>Europe</u>	57-74		7-9	0.0	0.0	10.2	19.4	48.5	29.9
151-200	<u>State University of New York at Stony Brook</u>	<u>Americas</u>	77-100		70-89	0.0	0.0	19.0	22.8	37.9	18.2
151-200	<u>Technical University of Denmark</u>	<u>Europe</u>	57-74		3	7.5	12.6	17.6	13.9	36.5	19.7
151-200	<u>The Chinese University of Hong Kong</u>	<u>Asia/Pacific</u>	19-26		1	0.0	14.1	14.4	6.1	43.1	21.5
151-200	<u>The University of Alabama at Birmingham</u>	<u>Americas</u>	77-100		70-89	0.0	0.0	16.1	18.5	42.4	15.3
151-200	<u>The University of Calgary</u>	<u>Americas</u>	77-100		7-8	0.0	0.0	10.2	17.0	46.2	17.2
151-200	<u>The University of</u>	<u>Americas</u>	77-100		70-89	13.1	0.0	16.1	13.5	37.0	17.0

World Rank	Institution*	Region	Regional Rank	Country	National Rank	Score on Alumni	Score on Award	Score on HiCi	Score on N&S	Score on PUB	Score on PCP
	<u>Connecticut - Storrs</u>										
151-200	<u>The University of Glasgow</u>	<u>Europe</u>	57-74		15-19	10.7	0.0	21.6	15.5	42.8	17.8
151-200	<u>The University of Texas Health Science Center at Houston</u>	<u>Americas</u>	77-100		70-89	0.0	15.4	17.6	16.4	30.4	18.6
151-200	<u>The University of Texas M. D. Anderson Cancer Center</u>	<u>Americas</u>	77-100		70-89	0.0	0.0	21.6	15.6	42.8	27.5
151-200	<u>Tsinghua University</u>	<u>Asia/Pacific</u>	19-26		1-2	11.9	0.0	0.0	11.8	57.8	17.0
151-200	<u>University of Bern</u>	<u>Europe</u>	57-74		6	14.1	0.0	10.2	20.8	39.1	25.4
151-200	<u>University of Buenos Aires</u>	<u>Americas</u>	77-100		1	18.5	25.2	0.0	6.3	37.9	20.9
151-200	<u>University of Delaware</u>	<u>Americas</u>	77-100		70-89	11.9	0.0	22.8	13.3	32.8	18.3
151-200	<u>University of Durham</u>	<u>Europe</u>	57-74		15-19	0.0	0.0	19.0	18.6	33.3	20.5
151-200	<u>University of Hamburg</u>	<u>Europe</u>	57-74		11-14	14.1	0.0	17.6	16.4	34.3	18.8
151-200	<u>University of Illinois at Chicago</u>	<u>Americas</u>	77-100		70-89	0.0	0.0	26.9	9.6	46.1	17.6
151-200	<u>University of Kiel</u>	<u>Europe</u>	57-74		11-14	13.1	15.4	10.2	12.2	32.9	17.8
151-200	<u>University of Koeln</u>	<u>Europe</u>	57-74		11-14	0.0	12.6	7.2	20.8	37.9	19.9
151-200	<u>University of Mainz</u>	<u>Europe</u>	57-74		11-14	0.0	8.1	17.6	19.6	38.1	20.6
151-200	<u>University of Maryland, Baltimore</u>	<u>Americas</u>	77-100		70-89	0.0	0.0	22.8	16.5	38.6	17.8
151-200	<u>University of Nebraska - Lincoln</u>	<u>Americas</u>	77-100		70-89	19.9	0.0	16.1	14.8	33.4	15.9
151-			19-26		6-7	0.0	0.0	19.0	11.3	52.2	20.9

World Rank	Institution*	Region	Regional Rank	Country	National Rank	Score on Alumni	Score on Award	Score on HiCi	Score on N&S	Score on PUB	Score on PCP
200	<u>University of New South Wales</u>	<u>Asia/Pacific</u>									
151-200	<u>University of Padua</u>	<u>Europe</u>	57-74		4	0.0	0.0	12.5	18.8	48.8	18.7
151-200	<u>University of Paris Descartes (Paris 5)</u>	<u>Europe</u>	57-74		6-7	13.7	11.9	10.2	16.5	41.1	15.3
151-200	<u>University of Southampton</u>	<u>Europe</u>	57-74		15-19	0.0	0.0	19.0	17.9	42.6	18.2
151-200	<u>University of Tennessee - Knoxville</u>	<u>Americas</u>	77-100		70-89	11.9	0.0	21.6	17.0	39.1	14.8
151-200	<u>University of Tsukuba</u>	<u>Asia/Pacific</u>	19-26		7-9	0.0	19.9	12.5	8.7	39.1	20.0
151-200	<u>University of Vienna</u>	<u>Europe</u>	57-74		1	17.7	0.0	10.2	19.3	37.3	20.7
151-200	<u>University of Warwick</u>	<u>Europe</u>	57-74		15-19	0.0	0.0	24.4	14.8	37.5	20.3
151-200	<u>University of Waterloo</u>	<u>Americas</u>	77-100		7-8	0.0	0.0	19.0	10.3	41.7	21.1
151-200	<u>Virginia Commonwealth University</u>	<u>Americas</u>	77-100		70-89	11.9	14.1	17.6	9.9	34.2	14.5
151-200	<u>Virginia Polytechnic Institute and State University</u>	<u>Americas</u>	77-100		70-89	13.1	0.0	21.6	15.0	40.8	17.4

* Institutions within the same rank range are listed alphabetically.












[Contact Us](#) | [SiteMap](#) | [Privacy Statement](#)






















Copyright © 2010 ShanghaiRanking Consultancy. All Rights Reserved.





















Academic Ranking of World Universities - 2010























[Methodology](#) | [Statistics](#) | [Analysis](#)
























[Top 100](#) | [101-200](#) | [201-300](#) | [301-400](#) | [401-500](#)























World Rank	Institution*	Region	Regional Rank	Country	National Rank	Score on Alumni	Score on Award	Score on HiCi	Score on N&S	Score on PUB	Score on PCP
201-300	Autonomous University of Madrid	Europe	75-123		1-4	0.0	0.0	12.5	14.3	38.6	16.6
201-300	Brandeis University	Americas	101-133		90-111	21.3	0.0	7.2	18.1	19.8	23.9
201-300	Chalmers University of Technology	Europe	75-123		5-9	0.0	0.0	16.1	11.6	28.4	20.6
201-300	Charles University in Prague	Europe	75-123		1	13.1	0.0	0.0	12.3	43.1	18.5
201-300	City University of New York City College	Americas	101-133		90-111	33.7	0.0	10.2	9.7	18.0	20.2
201-300	Claude Bernard University Lyon 1	Europe	75-123		8-13	13.1	0.0	0.0	19.7	40.2	14.0
201-300	Complutense University of Madrid	Europe	75-123		1-4	16.9	0.0	0.0	9.0	43.3	11.1
201-300	Dalhousie University	Americas	101-133		9-18	0.0	0.0	14.4	15.6	34.5	17.4
201-300	Ecole Polytechnique	Europe	75-123		8-13	19.2	0.0	7.2	9.2	28.6	21.2
201-300	Fudan University	Asia/Pacific	27-43		3-7	0.0	0.0	0.0	9.2	48.8	17.4
201-300	Industrial Physics and Chemistry Higher Educational Institution - Paris	Europe	75-123		8-13	9.2	18.9	0.0	11.1	16.8	29.0

























201-300	<u>Keio University</u>	<u>Asia/Pacific</u>	27-43		10	0.0	0.0	10.2	11.8	35.5	16.9
201-300	<u>Korea Advanced Institute of Science and Technology</u>	<u>Asia/Pacific</u>	27-43		2-4	0.0	0.0	7.2	15.7	40.5	29.7
201-300	<u>Korea University</u>	<u>Asia/Pacific</u>	27-43		2-4	0.0	0.0	0.0	7.0	48.1	19.2
201-300	<u>Lancaster University</u>	<u>Europe</u>	75-123		20-30	0.0	0.0	17.6	11.9	28.7	19.7
201-300	<u>Laval University</u>	<u>Americas</u>	101-133		9-18	0.0	0.0	16.1	10.6	39.0	16.0
201-300	<u>London School of Economics and Political Science</u>	<u>Europe</u>	75-123		20-30	16.9	0.0	16.1		26.0	24.8
201-300	<u>Macquarie University</u>	<u>Asia/Pacific</u>	27-43		8-9	0.0	0.0	16.1	13.2	29.3	22.1
201-300	<u>Medical University of Vienna</u>	<u>Europe</u>	75-123		2-3	11.9	15.4	7.2	7.9	33.0	18.4
201-300	<u>Nanjing University</u>	<u>Asia/Pacific</u>	27-43		3-7	0.0	0.0	0.0	12.2	45.9	16.9
201-300	<u>National and Kapodistrian University of Athens</u>	<u>Europe</u>	75-123		1	0.0	0.0	12.5	5.1	42.6	19.5
201-300	<u>National Cheng Kung University</u>	<u>Asia/Pacific</u>	27-43		2	0.0	0.0	10.2	2.1	48.4	19.5
201-300	<u>Newcastle University</u>	<u>Europe</u>	75-123		20-30	0.0	0.0	14.4	17.5	36.8	17.2
201-300	<u>Norwegian University of Science and Technology</u>	<u>Europe</u>	75-123		2-3	16.0	0.0	10.2	15.1	36.7	17.6
201-300	<u>Paul Sabatier University (Toulouse 3)</u>	<u>Europe</u>	75-123		8-13	0.0	6.3	0.0	16.9	38.1	12.6
201-300	<u>Polytechnic Institute of Milan</u>	<u>Europe</u>	75-123		5-8	9.2	15.4	0.0	7.7	30.4	14.8
201-300	<u>Queen Mary, U. of London</u>	<u>Europe</u>	75-123		20-30	20.6	0.0	16.1	16.9	27.0	17.3
201-300	<u>Queen's University</u>	<u>Americas</u>	101-133		9-18	0.0	0.0	16.1	15.3	36.8	20.3
201-300	<u>Queen's University Belfast</u>	<u>Europe</u>	75-123		20-30	19.9	0.0	0.0	14.8	33.3	16.2
201-300	<u>Rensselaer Polytechnic Institute</u>	<u>Americas</u>	101-133		90-111	14.1	0.0	17.6	11.3	25.1	22.8
201-300	<u>Royal Institute of Technology</u>	<u>Europe</u>	75-123		5-9	0.0	15.4	0.0	9.2	36.2	22.3
201-300	<u>RWTH Aachen University</u>	<u>Europe</u>	75-123		15-23	5.3	0.0	7.2	10.3	39.2	18.1
201-	<u>Shanghai Jiao Tong</u>	<u>Asia/Pacific</u>	27-43		3-7	0.0	0.0	0.0	7.2	58.1	18.0





















300	<u>University</u>											
201-300	<u>Simon Fraser University</u>	<u>Americas</u>	101-133		9-18	0.0	0.0	14.4	9.2	34.7	18.2	
201-300	<u>State University of Campinas</u>	<u>Americas</u>	101-133		2	0.0	0.0	7.2	7.8	44.3	19.9	
201-300	<u>State University of New York at Buffalo</u>	<u>Americas</u>	101-133		90-111	0.0	0.0	16.1	7.5	39.5	15.1	
201-300	<u>Swedish University of Agricultural Sciences</u>	<u>Europe</u>	75-123		5-9	0.0	0.0	12.5	12.1	28.6	22.7	
201-300	<u>Technical University of Berlin</u>	<u>Europe</u>	75-123		15-23	19.9	0.0	16.1	7.7	29.4	16.2	
201-300	<u>The George Washington University</u>	<u>Americas</u>	101-133		90-111	13.1	0.0	12.5	10.8	32.5	16.2	
201-300	<u>The Hong Kong Polytechnic University</u>	<u>Asia/Pacific</u>	27-43		2-4	0.0	0.0	14.4	1.5	39.6	18.2	
201-300	<u>The Hong Kong University of Science and Technology</u>	<u>Asia/Pacific</u>	27-43		2-4	0.0	0.0	16.1	5.7	32.7	23.6	
201-300	<u>The University of Adelaide</u>	<u>Asia/Pacific</u>	27-43		8-9	16.9	0.0	10.2	11.1	37.4	22.7	
201-300	<u>The University of Auckland</u>	<u>Asia/Pacific</u>	27-43		1-2	15.1	0.0	10.2	14.4	36.9	18.7	
201-300	<u>The University of Hong Kong</u>	<u>Asia/Pacific</u>	27-43		2-4	0.0	0.0	14.4	10.4	43.9	22.0	
201-300	<u>The University of New Mexico - Albuquerque</u>	<u>Americas</u>	101-133		90-111	0.0	0.0	12.5	18.3	35.8	15.1	
201-300	<u>The University of Reading</u>	<u>Europe</u>	75-123		20-30	0.0	0.0	14.4	16.3	27.8	18.5	
201-300	<u>The University of Texas Health Science Center at San Antonio</u>	<u>Americas</u>	101-133		90-111	0.0	0.0	22.8	6.9	30.0	17.7	
201-300	<u>The University of Western Ontario</u>	<u>Americas</u>	101-133		9-18	0.0	0.0	8.8	13.5	45.5	18.5	
201-300	<u>Trinity College Dublin</u>	<u>Europe</u>	75-123		1	13.1	14.1	7.2	10.5	30.3	16.1	
201-300	<u>Umea University</u>	<u>Europe</u>	75-123		5-9	0.0	0.0	14.4	12.8	32.9	17.2	
201-300	<u>University of Aberdeen</u>	<u>Europe</u>	75-123		20-30	0.0	0.0	10.2	15.8	32.9	19.8	
201-300	<u>University of Antwerp</u>	<u>Europe</u>	75-123		5-6	0.0	0.0	12.5	11.7	34.4	25.8	
201-300	<u>University of Barcelona</u>	<u>Europe</u>	75-123		1-4	0.0	0.0	7.2	14.0	51.4	15.9	

201-300	<u>University of Bergen</u>	<u>Europe</u>	75-123		2-3	0.0	0.0	7.2	15.1	36.9	18.4
201-300	<u>University of Bochum</u>	<u>Europe</u>	75-123		15-23	0.0	0.0	12.5	12.5	38.9	18.7
201-300	<u>University of Bologna</u>	<u>Europe</u>	75-123		5-8	0.0	0.0	10.2	8.6	48.3	15.8
201-300	<u>University of Cape Town</u>	<u>Africas</u>	1		1	21.3	0.0	10.2	14.2	32.8	17.5
201-300	<u>University of Central Florida</u>	<u>Americas</u>	101-133		90-111	0.0	0.0	18.4	9.5	30.1	16.8
201-300	<u>University of Cincinnati</u>	<u>Americas</u>	101-133		90-111	0.0	0.0	22.8	10.4	40.2	14.5
201-300	<u>University of Colorado at Denver</u>	<u>Americas</u>	101-133		90-111	0.0	0.0	17.6	13.6	41.1	16.4
201-300	<u>University of Duesseldorf</u>	<u>Europe</u>	75-123		15-23	13.1	0.0	11.4	12.0	31.4	16.0
201-300	<u>University of East Anglia</u>	<u>Europe</u>	75-123		20-30	15.1	0.0	16.1	17.4	28.7	21.1
201-300	<u>University of Erlangen-Nuremberg</u>	<u>Europe</u>	75-123		15-23	0.0	0.0	14.4	13.3	40.6	19.7
201-300	<u>University of Florence</u>	<u>Europe</u>	75-123		5-8	0.0	0.0	16.1	11.4	39.7	15.8
201-300	<u>University of Gothenburg</u>	<u>Europe</u>	75-123		5-9	0.0	15.4	7.2	7.6	39.9	17.1
201-300	<u>University of Guelph</u>	<u>Americas</u>	101-133		9-18	0.0	0.0	16.1	14.7	33.4	19.4
201-300	<u>University of Halle-Wittenberg</u>	<u>Europe</u>	75-123		15-23	5.3	8.9	7.2	12.2	28.2	14.4
201-300	<u>University of Houston</u>	<u>Americas</u>	101-133		90-111	0.0	0.0	20.4	11.1	34.8	19.4
201-300	<u>University of Innsbruck</u>	<u>Europe</u>	75-123		2-3	0.0	10.9	7.2	15.1	25.1	23.1
201-300	<u>University of Kansas - Lawrence</u>	<u>Americas</u>	101-133		90-111	13.1	0.0	12.5	12.9	33.1	12.6
201-300	<u>University of Kentucky</u>	<u>Americas</u>	101-133		90-111	11.9	0.0	7.2	12.1	42.3	14.2
201-300	<u>University of Lausanne</u>	<u>Europe</u>	75-123		7	0.0	0.0	12.5	20.7	32.4	19.9
201-300	<u>University of Leicester</u>	<u>Europe</u>	75-123		20-30	0.0	0.0	19.0	18.0	33.0	19.9
201-300	<u>University of Leipzig</u>	<u>Europe</u>	75-123		15-23	15.1	15.4	0.0	8.7	35.0	17.8
201-300	<u>University of Liege</u>	<u>Europe</u>	75-123		5-6	9.2	0.0	10.2	12.4	30.6	23.0
201-300	<u>University of Manitoba</u>	<u>Americas</u>	101-133		9-18	0.0	0.0	16.1	8.5	35.6	15.9
201-300	<u>University of Marburg</u>	<u>Europe</u>	75-123		15-23	15.1	0.0	14.4	14.6	29.9	16.5

201-300	<u>University of Medicine and Dentistry New Jersey</u>	<u>Americas</u>	101-133		90-111	0.0	0.0	22.8	13.1	32.4	15.0
201-300	<u>University of Missouri - Columbia</u>	<u>Americas</u>	101-133		90-111	10.7	0.0	7.2	14.3	40.9	14.4
201-300	<u>University of Montpellier 2</u>	<u>Europe</u>	75-123		8-13	11.9	0.0	12.5	15.6	32.4	17.5
201-300	<u>University of Notre Dame</u>	<u>Americas</u>	101-133		90-111	14.1	0.0	12.5	13.6	30.3	18.0
201-300	<u>University of Oregon</u>	<u>Americas</u>	101-133		90-111	11.9	0.0	10.2	20.2	26.4	19.0
201-300	<u>University of Otago</u>	<u>Asia/Pacific</u>	27-43		1-2	0.0	0.0	10.2	8.3	34.1	24.4
201-300	<u>University of Ottawa</u>	<u>Americas</u>	101-133		9-18	0.0	0.0	7.2	13.2	41.7	17.8
201-300	<u>University of Saskatchewan</u>	<u>Americas</u>	101-133		9-18	10.7	0.0	14.4	6.6	33.8	16.1
201-300	<u>University of Science and Technology of China</u>	<u>Asia/Pacific</u>	27-43		3-7	0.0	0.0	7.2	12.5	44.5	22.9
201-300	<u>University of South Carolina - Columbia</u>	<u>Americas</u>	101-133		90-111	0.0	0.0	16.1	11.9	34.9	14.8
201-300	<u>University of South Florida</u>	<u>Americas</u>	101-133		90-111	0.0	0.0	12.5	9.8	38.4	14.4
201-300	<u>University of St Andrews</u>	<u>Europe</u>	75-123		20-30	11.9	0.0	7.2	21.1	29.8	23.2
201-300	<u>University of Stuttgart</u>	<u>Europe</u>	75-123		15-23	20.6	0.0	10.2	13.6	28.1	15.7
201-300	<u>University of the Mediterranean (Aix-Marseille 2)</u>	<u>Europe</u>	75-123		8-13	0.0	0.0	14.4	17.1	27.6	13.1
201-300	<u>University of Turin</u>	<u>Europe</u>	75-123		5-8	18.5	0.0	12.5	9.5	39.7	17.6
201-300	<u>University of Valencia</u>	<u>Europe</u>	75-123		1-4	0.0	0.0	7.2	10.1	40.9	13.2
201-300	<u>University of Vermont</u>	<u>Americas</u>	101-133		90-111	15.1	0.0	14.4	8.4	27.9	15.3
201-300	<u>University of Victoria</u>	<u>Americas</u>	101-133		9-18	0.0	0.0	14.4	11.3	31.1	18.7
201-300	<u>University of York</u>	<u>Europe</u>	75-123		20-30	0.0	0.0	17.6	13.0	32.7	19.6
201-300	<u>Washington State University - Pullman</u>	<u>Americas</u>	101-133		90-111	0.0	0.0	20.4	13.6	31.3	16.0
201-300	<u>Yeshiva University</u>	<u>Americas</u>	101-133		90-111	0.0	0.0	12.5	16.2	34.6	21.1
201-300	<u>Yonsei University</u>	<u>Asia/Pacific</u>	27-43		2-4	0.0	0.0	7.2	10.6	51.8	18.2
201-	<u>Zhejiang University</u>	<u>Asia/Pacific</u>	27-43		3-7	0.0	0.0	0.0	8.5	61.9	16.2

301-400	<u>Science and Technology</u>	<u>Asia/Pacific</u>	44-68		5-7	0.0	0.0	7.2	9.8	29.3	28.8
301-400	<u>Polytechnic University of Valencia</u>	<u>Europe</u>	124-168		5-7	0.0	0.0	7.2	11.5	31.4	15.4
301-400	<u>Saint Louis University</u>	<u>Americas</u>	134-162		112-137	0.0	12.6	10.2	4.7	24.4	12.4
301-400	<u>Saint Petersburg State University</u>	<u>Europe</u>	124-168		2	26.1	0.0	0.0	4.8	29.6	15.4
301-400	<u>San Diego State University</u>	<u>Americas</u>	134-162		112-137	0.0	0.0	14.4	12.3	27.6	16.2
301-400	<u>Sao Paulo State University</u>	<u>Americas</u>	134-162		3-5	0.0	0.0	0.0	5.4	43.9	19.3
301-400	<u>Scuola Normale Superiore - Pisa</u>	<u>Europe</u>	124-168		9-13	0.0	0.0	14.4	5.7	16.4	44.7
301-400	<u>Shandong University</u>	<u>Asia/Pacific</u>	44-68		8-10	0.0	0.0	0.0	4.0	43.0	12.2
301-400	<u>Sichuan University</u>	<u>Asia/Pacific</u>	44-68		8-10	0.0	0.0	0.0	2.1	46.0	12.6
301-400	<u>State University of New York at Albany</u>	<u>Americas</u>	134-162		112-137	0.0	0.0	16.1	5.3	27.3	17.4
301-400	<u>State University of New York Health Science Center at Brooklyn</u>	<u>Americas</u>	134-162		112-137	0.0	15.4	10.2	5.8	17.2	17.1
301-400	<u>Stockholm School of Economics</u>	<u>Europe</u>	124-168		10	0.0	16.6	0.0		10.7	39.0
301-400	<u>Sun Yat-sen University</u>	<u>Asia/Pacific</u>	44-68		8-10	0.0	0.0	0.0	3.2	42.3	13.7
301-400	<u>Sungkyunkwan University</u>	<u>Asia/Pacific</u>	44-68		5-7	0.0	0.0	0.0	10.9	43.2	17.2
301-400	<u>Syracuse University</u>	<u>Americas</u>	134-162		112-137	0.0	0.0	16.1	8.7	24.7	13.9
301-400	<u>Temple University</u>	<u>Americas</u>	134-162		112-137	0.0	0.0	14.4	5.1	30.9	12.5
301-400	<u>Texas Tech University</u>	<u>Americas</u>	134-162		112-137	0.0	0.0	10.2	6.6	30.6	14.5
301-400	<u>The Open University</u>	<u>Europe</u>	124-168		31-35	0.0	0.0	12.5	13.8	21.7	12.5
301-400	<u>The University of Dundee</u>	<u>Europe</u>	124-168		31-35	0.0	0.0	16.1	12.0	27.0	18.1
301-400	<u>The University of Montana - Missoula</u>	<u>Americas</u>	134-162		112-137	7.5	0.0	12.5	11.7	17.1	14.9
301-400	<u>The University of Texas at Dallas</u>	<u>Americas</u>	134-162		112-137	0.0	0.0	10.2	14.1	25.2	21.2
301-400	<u>The University of Texas Medical Branch at Galveston</u>	<u>Americas</u>	134-162		112-137	0.0	0.0	17.6	7.8	25.7	15.4

301-400	<u>Thomas Jefferson University</u>	<u>Americas</u>	134-162		112-137	0.0	0.0	16.1	4.7	28.2	27.8
301-400	<u>Tokyo Medical and Dental University</u>	<u>Asia/Pacific</u>	44-68		11-17	0.0	0.0	7.2	13.1	25.4	24.3
301-400	<u>Tulane University</u>	<u>Americas</u>	134-162		112-137	0.0	0.0	14.4	10.3	26.5	14.7
301-400	<u>University College Dublin</u>	<u>Europe</u>	124-168		2	0.0	0.0	7.2	10.3	35.3	16.4
301-400	<u>University of Alaska - Fairbanks</u>	<u>Americas</u>	134-162		112-137	0.0	0.0	14.4	12.9	21.2	16.5
301-400	<u>University of Arkansas at Fayetteville</u>	<u>Americas</u>	134-162		112-137	0.0	0.0	10.2	10.6	24.9	13.7
301-400	<u>University of Bath</u>	<u>Europe</u>	124-168		31-35	0.0	0.0	10.2	12.4	29.3	17.8
301-400	<u>University of Bielefeld</u>	<u>Europe</u>	124-168		24-33	0.0	0.0	14.4	9.6	24.7	13.2
301-400	<u>University of Bordeaux 1</u>	<u>Europe</u>	124-168		14-18	7.5	0.0	12.5	13.8	24.5	14.6
301-400	<u>University of Bremen</u>	<u>Europe</u>	124-168		24-33	0.0	0.0	0.0	14.5	30.5	14.8
301-400	<u>University of Duisburg-Essen</u>	<u>Europe</u>	124-168		24-33	0.0	0.0	7.2	8.8	31.7	14.7
301-400	<u>University of Exeter</u>	<u>Europe</u>	124-168		31-35	0.0	0.0	0.0	18.8	28.3	18.4
301-400	<u>University of Genova</u>	<u>Europe</u>	124-168		9-13	0.0	0.0	14.4	4.0	32.5	13.7
301-400	<u>University of Graz</u>	<u>Europe</u>	124-168		4-6	10.7	12.6	0.0	8.7	20.1	18.9
301-400	<u>University of Jena</u>	<u>Europe</u>	124-168		24-33	0.0	0.0	0.0	11.7	35.2	16.2
301-400	<u>University of Karlsruhe</u>	<u>Europe</u>	124-168		24-33	5.3	0.0	10.2	12.8	30.9	15.4
301-400	<u>University of Konstanz</u>	<u>Europe</u>	124-168		24-33	0.0	0.0	14.4	12.4	23.6	13.2
301-400	<u>University of Maastricht</u>	<u>Europe</u>	124-168		10-11	0.0	0.0	0.0	7.8	39.8	22.3
301-400	<u>University of Naples Federico II</u>	<u>Europe</u>	124-168		9-13	0.0	0.0	7.2	5.2	42.0	12.5
301-400	<u>University of Nevada - Reno</u>	<u>Americas</u>	134-162		112-137	0.0	0.0	10.2	11.8	24.3	13.5
301-400	<u>University of New Hampshire - Durham</u>	<u>Americas</u>	134-162		112-137	0.0	0.0	14.4	14.6	21.7	15.4
301-400	<u>University of Newcastle</u>	<u>Asia/Pacific</u>	44-68		10-13	0.0	0.0	10.2	7.6	29.5	20.8
301-400	<u>University of Nice Sophia Antipolis</u>	<u>Europe</u>	124-168		14-18	0.0	0.0	7.2	14.2	25.3	11.3
301-400	<u>University of</u>	<u>Americas</u>	134-162		112-137	0.0	0.0	10.2	9.3	29.8	14.3

400	<u>Oklahoma - Norman</u>											
301-400	<u>University of Oulu</u>	Europe	124-168		2-3	13.1	0.0	7.2	7.5	29.7	14.3	
301-400	<u>University of Palermo</u>	Europe	124-168		9-13	0.0	0.0	12.5	7.3	29.6	12.4	
301-400	<u>University of Paris Dauphine (Paris 9)</u>	Europe	124-168		14-18	0.0	26.7	7.2	0.0	11.8	20.4	
301-400	<u>University of Pompeu Fabra</u>	Europe	124-168		5-7	0.0	0.0	7.2	11.9	22.8	24.4	
301-400	<u>University of Provence (Aix-Marseille 1)</u>	Europe	124-168		14-18	16.0	0.0	7.2	10.1	22.3	11.3	
301-400	<u>University of Regensburg</u>	Europe	124-168		24-33	0.0	0.0	7.2	10.1	31.1	14.6	
301-400	<u>University of Rhode Island</u>	Americas	134-162		112-137	0.0	0.0	20.4	12.1	19.3	16.4	
301-400	<u>University of Roma - Tor Vergata</u>	Europe	124-168		9-13	0.0	0.0	0.0	9.5	35.0	17.1	
301-400	<u>University of Southern Denmark</u>	Europe	124-168		4	0.0	0.0	14.4	9.3	31.1	15.5	
301-400	<u>University of Szeged</u>	Europe	124-168		1-2	0.0	15.4	7.2	6.7	24.1	13.2	
301-400	<u>University of the Witwatersrand</u>	Africas	2		2	21.3	0.0	0.0	9.9	29.6	15.1	
301-400	<u>University of Tromso</u>	Europe	124-168		4	0.0	0.0	10.2	8.9	25.3	16.3	
301-400	<u>University of Turku</u>	Europe	124-168		2-3	0.0	0.0	12.5	6.6	33.1	15.7	
301-400	<u>University of Twente</u>	Europe	124-168		10-11	0.0	0.0	10.2	6.7	28.9	18.4	
301-400	<u>University of Ulm</u>	Europe	124-168		24-33	0.0	0.0	7.2	9.5	30.8	14.4	
301-400	<u>University of Warsaw</u>	Europe	124-168		1-2	18.5	0.0	0.0	6.9	33.6	16.0	
301-400	<u>University of Wollongong</u>	Asia/Pacific	44-68		10-13	0.0	0.0	12.5	7.3	28.1	19.9	
301-400	<u>Wake Forest University</u>	Americas	134-162		112-137	0.0	0.0	10.2	7.9	33.5	13.8	
301-400	<u>Waseda University</u>	Asia/Pacific	44-68		11-17	0.0	0.0	12.5	10.6	28.8	14.5	
301-400	<u>Wayne State University</u>	Americas	134-162		112-137	0.0	0.0	7.2	9.8	39.2	13.9	

* Institutions within the same rank range are listed alphabetically.

[Top 100](#) | [101-200](#) | [201-300](#) | [301-400](#) | [401-500](#)













[Contact Us](#) | [SiteMap](#) | [Privacy Statement](#)























Copyright © 2010 ShanghaiRanking Consultancy. All Rights Reserved.
























Academic Ranking of World Universities - 2010






















[Methodology](#) | [Statistics](#) | [Analysis](#)

[Top 100](#) | [101-200](#) | [201-300](#) | [301-400](#) | [401-500](#)

World Rank	Institution*	Region	Regional Rank	Country	National Rank	Score on Alumni	Score on Award	Score on HiCi	Score on N&S	Score on PUB	Score on PCP
401-500	Aalto University	Europe	169-204		4-6	0.0	0.0	0.0	5.7	31.1	13.8
401-500	Auburn University	Americas	163-187		138-154	0.0	0.0	7.2	4.2	30.4	13.2
401-500	Boston College	Americas	163-187		138-154	0.0	0.0	7.2	10.5	22.7	13.8
401-500	Brunel University	Europe	169-204		36-38	0.0	0.0	10.2	1.5	25.1	13.9
401-500	Carleton University	Americas	163-187		19-23	0.0	0.0	14.4	0.0	26.3	15.2
401-500	Catholic University of Chile	Americas	163-187		1-2	0.0	0.0	7.2	9.8	27.8	13.3
401-500	Catholic University of the Sacred Heart	Europe	169-204		14-22	0.0	0.0	7.2	5.8	29.3	14.4
401-500	Chang Gung University	Asia/Pacific	69-106		5-7	0.0	0.0	7.2	2.6	32.3	19.2
401-500	Chiba University	Asia/Pacific	69-106		18-25	0.0	0.0	0.0	8.0	31.1	15.8
401-500	China Agricultural University	Asia/Pacific	69-106		11-22	0.0	0.0	0.0	7.6	36.1	14.9
401-500	Concordia University	Americas	163-187		19-23	0.0	0.0	7.2	4.7	25.8	12.7
401-500	Curtin University of Technology	Asia/Pacific	69-106		14-17	0.0	0.0	0.0	12.2	29.5	17.4

401-500	<u>Dalian University of Technology</u>	<u>Asia/Pacific</u>	69-106		11-22	0.0	0.0	0.0	2.1	38.5	16.1
401-500	<u>Ecole Nationale Supérieure Mines - Paris</u>	<u>Europe</u>	169-204		19-22	16.0	25.2	0.0	3.3	8.7	12.7
401-500	<u>Ecole Normale Supérieure - Lyon</u>	<u>Europe</u>	169-204		19-22	0.0	0.0	7.2	10.3	20.4	20.4
401-500	<u>Eindhoven University of Technology</u>	<u>Europe</u>	169-204		12	0.0	0.0	0.0	6.0	33.5	20.0
401-500	<u>Federal University of Rio Grande do Sul</u>	<u>Americas</u>	163-187		6	0.0	0.0	0.0	2.4	39.5	17.3
401-500	<u>Gunma University</u>	<u>Asia/Pacific</u>	69-106		18-25	0.0	0.0	7.2	7.3	22.2	16.5
401-500	<u>Hannover Medical School</u>	<u>Europe</u>	169-204		34-39	0.0	0.0	0.0	7.7	31.6	14.2
401-500	<u>Harbin Institute of Technology</u>	<u>Asia/Pacific</u>	69-106		11-22	0.0	0.0	0.0	0.0	44.8	13.5
401-500	<u>Huazhong University of Science and Technology</u>	<u>Asia/Pacific</u>	69-106		11-22	0.0	0.0	0.0	0.0	43.6	13.3
401-500	<u>Indian Institute of Technology Kharagpur</u>	<u>Asia/Pacific</u>	69-106		2	0.0	0.0	7.2	0.0	29.8	13.4
401-500	<u>Indiana University-Purdue University at Indianapolis</u>	<u>Americas</u>	163-187		138-154	0.0	0.0	0.0	6.3	39.1	13.0
401-500	<u>Istanbul University</u>	<u>Asia/Pacific</u>	69-106		1	15.1	0.0	0.0	3.0	33.7	15.5
401-500	<u>Jilin University</u>	<u>Asia/Pacific</u>	69-106		11-22	0.0	0.0	0.0	5.2	40.9	11.3
401-500	<u>Kent State University</u>	<u>Americas</u>	163-187		138-154	0.0	0.0	7.2	11.5	23.6	13.5
401-500	<u>King Fahd University of Petroleum & Minerals</u>	<u>Asia/Pacific</u>	69-106		2	0.0	0.0	21.0	0.0	18.2	12.1
401-500	<u>Kyung Hee University</u>	<u>Asia/Pacific</u>	69-106		8-10	0.0	0.0	0.0	1.5	34.8	15.2
401-500	<u>Kyungpook National University</u>	<u>Asia/Pacific</u>	69-106		8-10	0.0	0.0	0.0	4.0	34.8	15.2
401-500	<u>La Trobe University</u>	<u>Asia/Pacific</u>	69-106		14-17	0.0	0.0	7.2	6.3	25.8	16.9
401-500	<u>Lanzhou University</u>	<u>Asia/Pacific</u>	69-106		11-22	0.0	0.0	0.0	6.4	35.4	16.6
401-500	<u>Lehigh University</u>	<u>Americas</u>	163-187		138-154	0.0	0.0	12.5	8.3	20.9	17.1
401-500	<u>Linköping University</u>	<u>Europe</u>	169-204		11	0.0	0.0	7.2	2.1	32.1	15.4
401-	<u>Massey University</u>	<u>Asia/Pacific</u>	69-106		3-5	0.0	0.0	10.2	4.0	25.9	14.6

500	<u>Arkansas at Little Rock</u>	<u>Americas</u>	163-187		138-154	0.0	0.0	7.2	6.0	26.3	19.0
401-500	<u>University of Bari</u>	<u>Europe</u>	169-204		14-22	0.0	0.0	0.0	7.6	30.7	13.5
401-500	<u>University of Bayreuth</u>	<u>Europe</u>	169-204		34-39	0.0	0.0	7.2	13.3	24.6	12.6
401-500	<u>University of Canterbury</u>	<u>Asia/Pacific</u>	69-106		3-5	0.0	0.0	7.2	7.3	24.0	17.6
401-500	<u>University of Chile</u>	<u>Americas</u>	163-187		1-2	9.2	0.0	0.0	4.5	32.1	14.4
401-500	<u>University of Eastern Finland</u>	<u>Europe</u>	169-204		4-6	0.0	0.0	7.2	5.8	30.1	13.8
401-500	<u>University of Essex</u>	<u>Europe</u>	169-204		36-38	15.1	0.0	7.2	2.6	20.6	16.2
401-500	<u>University of Ferrara</u>	<u>Europe</u>	169-204		14-22	0.0	0.0	10.2	6.9	25.7	16.7
401-500	<u>University of Giessen</u>	<u>Europe</u>	169-204		34-39	0.0	0.0	7.2	5.9	30.3	13.8
401-500	<u>University of Granada</u>	<u>Europe</u>	169-204		8-10	0.0	0.0	0.0	6.1	36.3	11.2
401-500	<u>University of Greifswald</u>	<u>Europe</u>	169-204		34-39	0.0	8.9	7.2	2.6	23.4	11.4
401-500	<u>University of Haifa</u>	<u>Asia/Pacific</u>	69-106		7	0.0	0.0	7.2	6.3	25.8	12.0
401-500	<u>University of Hannover</u>	<u>Europe</u>	169-204		34-39	0.0	0.0	7.2	7.3	25.2	11.9
401-500	<u>University of Jyvaskyla</u>	<u>Europe</u>	169-204		4-6	0.0	0.0	7.2	6.9	25.6	12.0
401-500	<u>University of Kansas Medical Center</u>	<u>Americas</u>	163-187		138-154	0.0	0.0	12.5	6.0	20.2	10.7
401-500	<u>University of KwaZulu-Natal</u>	<u>Africas</u>	3		3	0.0	0.0	7.2	9.6	27.5	13.1
401-500	<u>University of Lisbon</u>	<u>Europe</u>	169-204		1-2	0.0	8.9	0.0	5.7	26.9	12.6
401-500	<u>University of Ljubljana</u>	<u>Europe</u>	169-204		1	0.0	0.0	0.0	6.3	35.8	13.4
401-500	<u>University of Milan - Bicocca</u>	<u>Europe</u>	169-204		14-22	0.0	0.0	0.0	11.3	26.1	22.4
401-500	<u>University of Nebraska Medical Center</u>	<u>Americas</u>	163-187		138-154	0.0	0.0	16.1	5.2	22.8	14.4
401-500	<u>University of Parma</u>	<u>Europe</u>	169-204		14-22	0.0	0.0	7.2	7.5	26.4	13.7
401-500	<u>University of Pavia</u>	<u>Europe</u>	169-204		14-22	0.0	0.0	0.0	8.1	30.5	15.2
401-500	<u>University of Perugia</u>	<u>Europe</u>	169-204		14-22	0.0	0.0	7.2	9.3	28.0	14.7
401-	<u>University of Porto</u>	<u>Europe</u>	169-204		1-2	0.0	0.0	0.0	5.2	36.9	16.3

500											
401-500	<u>University of Quebec</u>	<u>Americas</u>	163-187		19-23	0.0	0.0	0.0	8.2	34.6	15.5
401-500	<u>University of Rennes 1</u>	<u>Europe</u>	169-204		19-22	0.0	0.0	7.2	10.8	28.7	11.0
401-500	<u>University of Santiago Compostela</u>	<u>Europe</u>	169-204		8-10	0.0	0.0	0.0	5.6	32.5	12.3
401-500	<u>University of Sherbrooke</u>	<u>Americas</u>	163-187		19-23	0.0	0.0	7.2	11.0	25.1	12.4
401-500	<u>University of Siena</u>	<u>Europe</u>	169-204		14-22	0.0	0.0	0.0	8.0	28.3	18.0
401-500	<u>University of Surrey</u>	<u>Europe</u>	169-204		36-38	0.0	0.0	7.2	5.0	26.2	15.6
401-500	<u>University of Tasmania</u>	<u>Asia/Pacific</u>	69-106		14-17	0.0	0.0	7.2	10.3	24.9	18.6
401-500	<u>University of Tehran</u>	<u>Asia/Pacific</u>	69-106		1	14.1	0.0	0.0	0.0	36.9	16.7
401-500	<u>University of Versailles</u>	<u>Europe</u>	169-204		19-22	0.0	0.0	7.2	12.9	19.0	11.7
401-500	<u>University of Wyoming</u>	<u>Americas</u>	163-187		138-154	0.0	0.0	7.2	11.7	22.2	14.8
401-500	<u>University of Zaragoza</u>	<u>Europe</u>	169-204		8-10	0.0	0.0	7.2	1.5	31.8	12.2
401-500	<u>Utah State University</u>	<u>Americas</u>	163-187		138-154	0.0	0.0	7.2	7.3	23.7	13.7
401-500	<u>Victoria University of Wellington</u>	<u>Asia/Pacific</u>	69-106		3-5	13.1	0.0	0.0	8.9	22.4	16.3
401-500	<u>Vienna University of Technology</u>	<u>Europe</u>	169-204		7	0.0	0.0	0.0	10.8	28.9	21.6
401-500	<u>Vrije University Brussel</u>	<u>Europe</u>	169-204		7	15.1	0.0	0.0	5.4	26.9	22.2
401-500	<u>Wuhan University</u>	<u>Asia/Pacific</u>	69-106		11-22	0.0	0.0	0.0	2.1	37.4	10.5
401-500	<u>Xiamen University</u>	<u>Asia/Pacific</u>	69-106		11-22	0.0	0.0	0.0	7.5	31.3	11.6
401-500	<u>Xian Jiao Tong University</u>	<u>Asia/Pacific</u>	69-106		11-22	0.0	0.0	0.0	0.0	39.7	14.2
401-500	<u>Yamaguchi University</u>	<u>Asia/Pacific</u>	69-106		18-25	0.0	0.0	16.1	1.5	21.0	15.0
401-500	<u>York University</u>	<u>Americas</u>	163-187		19-23	0.0	0.0	0.0	10.8	31.4	11.9

* Institutions within the same rank range are listed alphabetically.

[Top 100](#) | [101-200](#) | [201-300](#) | [301-400](#) | [401-500](#)

[Contact Us](#) | [SiteMap](#) | [Privacy Statement](#)

Copyright © 2010 ShanghaiRanking Consultancy. All Rights Reserved.